



CONTINUOUS DEVELOPMENT SINCE 1890

In 1890 Lars Håkansson, working for one of the leading steel mills in Sweden as hardening master, got a patent for a new heat treating method. After retirement his son Gustaf, took over the responsibility for the hardening department and he became a well-known authority in his field.

In 1944 he joined his brother Bror Håkansson, the founder of Håkansson's Industrier, and a new division was formed – Håkansson Sägblad. The first manufacturer outside of U.S.A specializing in hardedge flexible back band saw blades.

In 1946 Gustaf pioneered hardening of band saw blades with high frequency (induction hardening) and a few years later the True Set Technique™. He was also instrumental in developing milling machines for band saw blades.



WE MAKE CUTTING EASY

We at Håkansson Sägblad manufacture and sell band saw blades and circular saw blades for cutting metal, wood and food. We focus on optimum cutting economy, top quality and great service. Alongside our products we supply advanced expertise and flexible support.

Our experience and know how, from customized development of products to advice and services, ensure valuable reliability and maximum blade life. Every day we deliver products to customers all over the world.

YOU CAN ALWAYS TRUST A SWEDE

We use the expression “you can always trust a Swede” in our marketing. A little provocative maybe, but it expresses the soft values we stand for in a very good way.

- A Swede is flexible and service-minded
- A Swede always do the best he can
- A Swede always deliver as promised

In other words, it is always easy to make business with a Swede

QUALITY POLICY

Our quality policy is to make optimal use of resources to provide products of such quality that our customers' expressed and expected requirements are met. The customer should perceive Håkansson Sägblad as the best possible partner.

This is achieved by:

- producing and marketing products with the appropriate technical level with the intended level of quality, at competitive prices.
- delivering the right products on time.
- each employee always striving to improve the quality of their own work.
- providing staff with accurate information and training so that they can perform their tasks.
- ensuring that good relations exists between the company, its employees and the company's customers.
- promoting good cooperation with all suppliers to ensure high quality levels and reliable delivery times.



ENVIRONMENTAL POLICY

Håkansson Sägblad focuses on continuous improvement by developing its business with respect to its environmental impact in emissions, waste and resource use. This development is in accordance with applicable environmental laws and requirements, as well as with internal and external expectations.

This means:

- that we comply with environmental legislation and care about our good name.
- that continuous improvement takes place in line with quality requirements and customer demands for our products.
- that we take a holistic view regarding the scale of development and investment, with consideration to environmental aspects, economic and technological opportunities.
- that we regularly evaluate business operations from an environmental perspective in order to find improvements.



CONTENTS

GENERAL INFORMATION	6
Advantages with Bi-Metal	6
Recommended tooth	7
Solid work piece	7
Pipes and profiles	7
How to clamp	8
CUTTING DATA	10
SAW ADJUSTING	11
Tension meter	11
Tachometer	11
Refractometer	11
PRODUCT INFORMATION	12
Band saw blade	12
Allpower®	12
Commander™	14
PowerMax™	15
Optimizer™	16
OptimizerX™	17
Rapid	18
M42 Log™	20
Silco®	21
PrimeCut®	22
SeaCut®	22
Band knives	22
Circular saw blades	24
Cermet & Carbide tipped	24
Data HSS circular saw blade	25

GENERAL INFORMATION

ADVANTAGES WITH BI-METAL

Bi-Metal blades combine the advantages of a high speed cutting edge and the features of a highly fatigue resistant steel in the body of the blade. This contributes to long blade life, faster and more uniform cutting rates. Håkansson Sågblad world-renowned heat treating experience gives an excellent background to the development of this type of blades.



Teeth illustration

Teeth modell



Allpower®

This is our most versatile band saw blade. It provides maximum production when cutting a variety of materials, from large profiles and solid materials to non-ferrous metals. Available in both positive and neutral tooth.



Commander™

For tough and demanding production cutting of tool steels, structural steels and difficult to cut materials. With specially designed tooth for optimal chip flow and increased cutting speed.



PowerMax™

The unique tooth profile is specially developed for pipes, beams, tubes and profiles. The reinforced tooth works extremely well when bundle cutting.



Optimizer™

For production cutting of heavy sections in stainless, titanium and cobalt based materials. Specially designed tooth profile for maximum chip ejection.



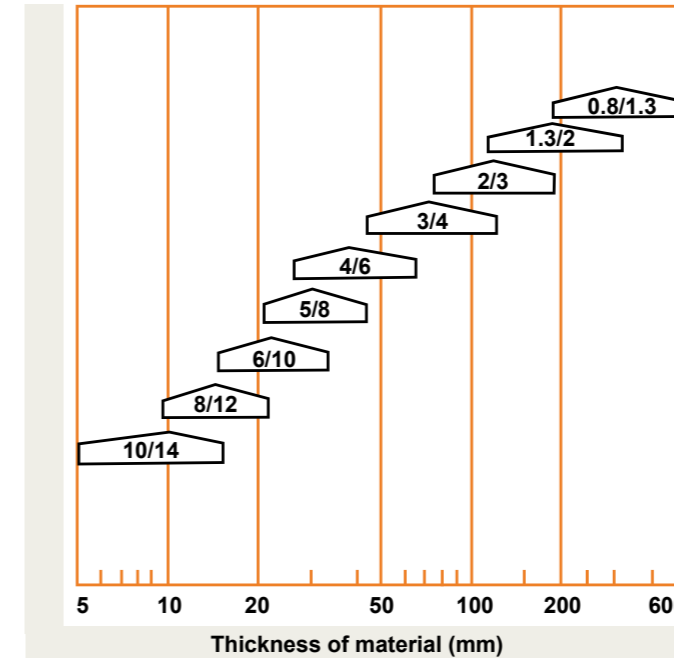
Optimizer X™

HSS edge manufactured by powder metallurgy is recommended when high temperatures are generated during cutting. Provides increased blade life when cutting materials that can work harden if not consistently penetrated.

GENERAL INFORMATION

RECOMMENDED TOOTH PITCH FOR...

SOLID WORK PIECE

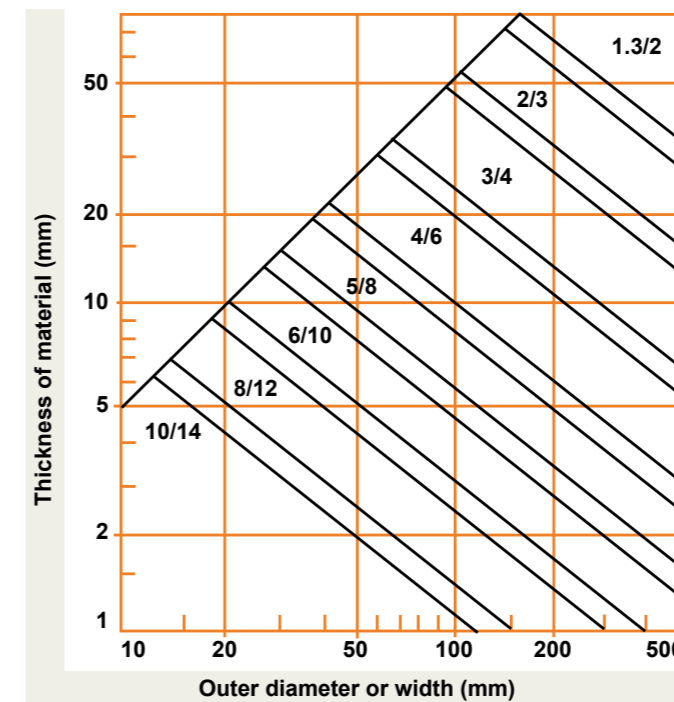


The adjoining diagram is a guide to your choice of tooth pitch when cutting solid work pieces.

The very best choice is where the tooth pitch-area is at its widest.

When cutting soft materials such as wood, plastics, aluminum etc. choose a two step coarser tooth pitch.

PIPES AND PROFILES



The adjoining diagram is a guide to your choice of tooth pitch when cutting pipes and profiles.

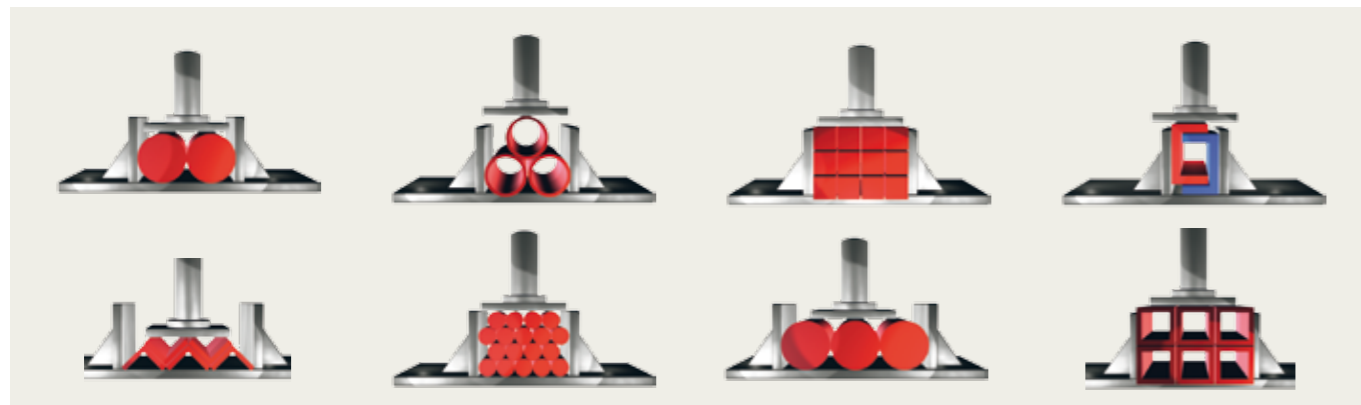
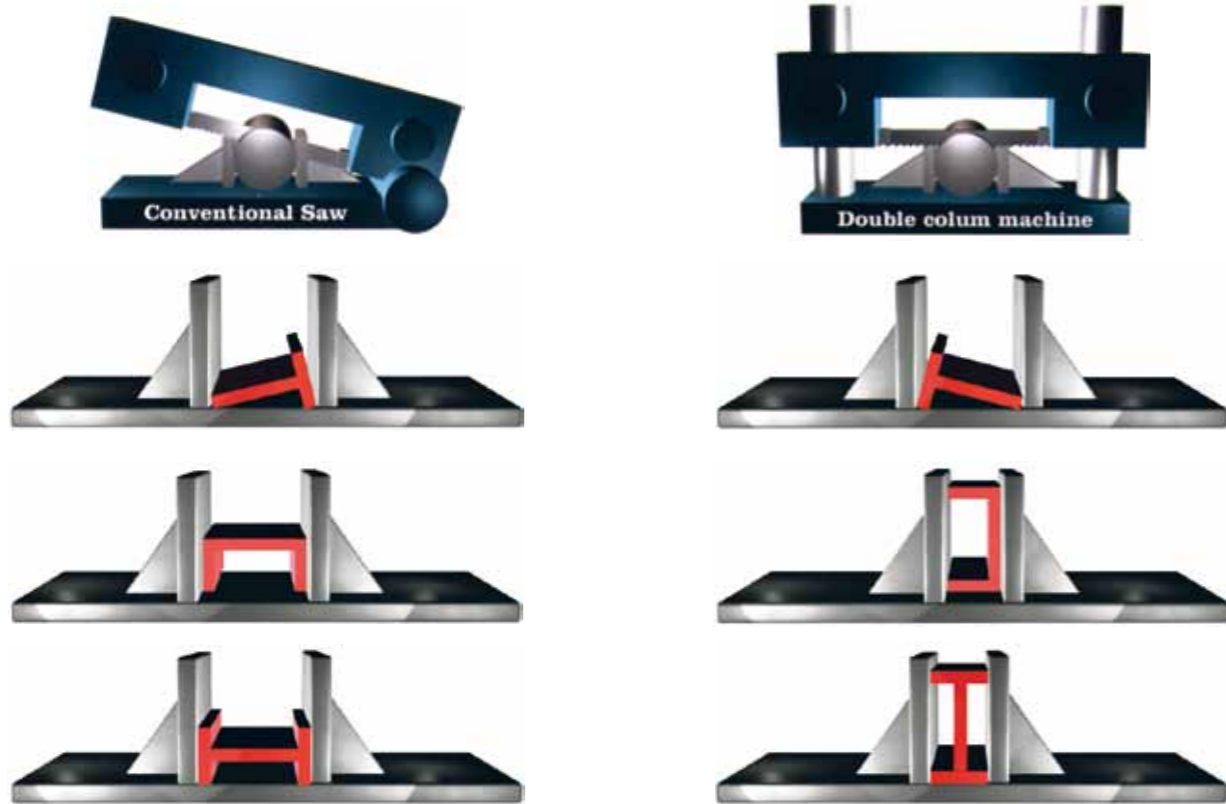
The very best choice is in the area, where a line from the outer diameter crosses a line from the thickness of the material.

When cutting profiles, choose the tooth pitch, where the line from the width of the profile crosses the line from the material thickness of the profile.

GENERAL INFORMATION

HOW TO CLAMP


Recommendations for material clamping. The correct clamping of the material will considerably contribute to the performance of the sawing operation. Please note the difference in clamping when using conventional bandsaw and double column horizontal machines.



BREAKING-IN A BAND SAW BLADE

Bi-Metal band saw blade: To achieve a long blade life the breaking-in of the blade is important. A new band saw blade should operate with 50 % of full feed rate, for about 15 minutes. After that the feed rate may be increased slowly up to the full rate.

Carbide tipped band saw blade: This type of blade should operate with 75 % of the cutting speed and 50 % of the feed rate during breaking-in, about 15 minutes. The cutting speed and feed rate can then slowly be increased up to the full rate.



BI-METAL BAND SAW BLADES

CUTTING DATA

Material	DIN	USA	JIS	Speed m/min	Cutting rate cm ² /min
1.0060	St 60-2	A 572 Gr.65	SM 58	40-70	20-40
1.0401	C15	1016	S 15C	40-70	20-40
1.0503	C45	1045	S 45C	40-74	20-45
1.0570	St 52-3	A 572 Gr.50	SM 490	40-74	20-45
1.1158	Ck25	1025	S25C	40-74	20-45
1.1221	Ck60	1060	S58C	35-74	15-45
1.2080	X210Cr12	D3	SKD 1	15-37	5-18
1.2312	40CrMnMoS 8-6			25-59	10-30
1.2343	X38CrMoV5-1	H11	SKO 6	22-45	10-24
1.2363	X100CrMoV5-1	A2	SKD12	20-42	8-20
1.2379	X155CrMo12-1	2	SKO 11	15-37	5-18
1.2510	100 MnCrW4	1	SKS 3	26-46	12-24
1.2606	X37CrMoW 5-1	H12	SKD 62	20-46	8-24
1.2714	56 NiCrMoV7	L6	SKT 4	26-46	12-26
1.2842	90 MnCrV 8	2		24-45	12-24
1.3343	s 6-5-2	M2	SKH 51	26-40	12-20
1.3247	S2-20-1-8	M42	SKH 59	26-40	12-20
1.3965	X8CrMnNi 18-8	Nitronic 50		12-32	4-12
1.4006	X10Cr13	410	SUS410	20-34	8-16
1.4028	X20Cr13	420	sus 420J1	26-38	6-20
1.4125	X105CrMo17	440	C SUS 440C	16-37	6-18
1.4301	X5CrNi 18-10	304	sus 304	16-38	6-20
1.4401	X5CrNiMo 17-12-2	316	sus 316	16-36	6-18
1.4462	X2CrNiMoN 22-5-3	2205	SUS 329J3L	16-34	6-14
1.4571	X6 CrNiMoTi17-12 -2	316 Ti	SUS316	16-34	6-14
1.4841	X15CrNiSi 25-20	314	SUH 310	14-32	4-12
1.4864	X12NiCrSi 36-16	330	SUH 330	14-32	4-12
1.4923	X22 CrMoV 12 -1			14-32	4-12
1.4980	X5 NiCrTi 26-15	A286	SUH 660	14-32	4-12
1.5710	36 NiCr6	(X)3140		26-52	12-28
1.5755	31 NiCr14	3415	SNC 815	30-54	14-30
1.6310	20 MnMoNi-5			26-52	12-28
1.6523	20 NiCrMo2	8620	SNCM 220	26-54	14-30
1.6546	40 NiCrMo 2-2	8640	SNCM 240	30-54	10-30
1.6562	40 NiCrMo7	E4340	SNB24-1-5	30-54	10-30
1.6749	23 CrNiMo 7- 4-7			30-54	10-28
1.6985	28 CrMoNiV 4-9			36-58	16-34
1.7147	20 MnCr5	5120	SMnC420H	38-62	18-36
1.7225	42 CrMo4	4140	SCM 440	36-58	16-34
1.7228	50 CrMo4	4150	SCM 445	34-60	16-36
1.7335	13CrMo 4-4	A387 Gr. 12	SFVA F 12	40-64	18-38
1.7707	30 CrMoV9			28-58	16-34
1.8159	50 CrV4	6150	SUP10	32-54	12-30
1.8509	41 CrAlMo 7	A 355 Cl. A	SACM 645	18-45	8-24

GENERAL INFORMATION

SAW ADJUSTING

BEFORE OPERATING THE SAW, CHECK THE FOLLOWING

- Consult our cutting chart for recommended feed and speed.
- Teeth must be pointing in the right direction.
- Check guides of band saw machine, also clearance between the guides and blade.
- Hold material securely.
- Consult our cutting chart for recommended coolant.

TENSION METER

Correct band tension is essential for straight cut and prolonged blade life.

Article No: 97 100 200



TACHOMETER

Digital tachometer showing the band speed in feet/min as well as m/min

Article No: 97 100 300



REFRACTOMETER

Proper concentration of the cooling lubricants is of utmost importance for the teeth.

Article No: 97 100 100

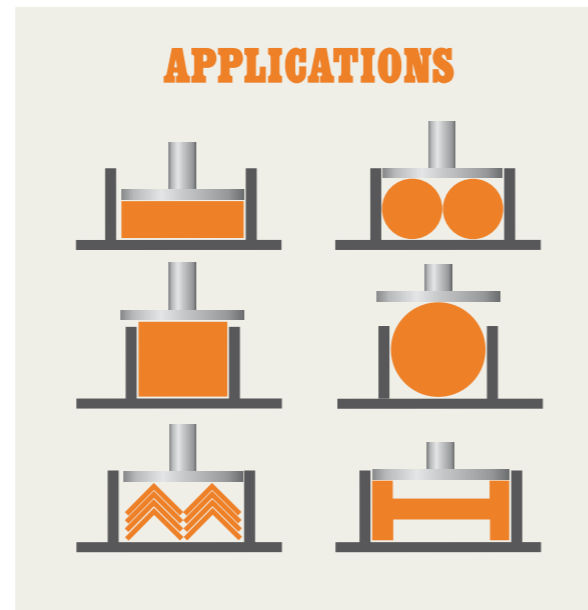


BI-METAL BAND SAW BLADE
ALLPOWER®



ALLPOWER®
**A VERSATILE
 BLADE**


- Suitable for production as well as non-production cutting
- Produced from HSS M42 edge and known for its consistency
- The popular choice from workshops to heavy industrial cutting
- A large variety of pitches available



SPECIFICATIONS

	3	4	6	2/3	3/4	4/6	5/8	6/10	8/12	10/14	
10 x 0.9		○								●	3/8 x .035
12 x 0.6			○					●	●	●	1/2 x .025
12 x 0.9	○	○								●	1/2 x .035
19 x 0.9	○						●	●	●	●	3/4 x .035
27 x 0.9				○	●	●	●	●	●	●	1 x .035
34 x 1.1				○	●	●	●	●	●		1 1/4 x .042
41 x 1.3				○	●	●	○				1 1/2 x .050
54 x 1.6				○	○		○				2 x .063
67 x 1.6				○	○	○					2 5/8 x .063

○ Positive tooth ● Neutral tooth



BI-METAL BAND SAW BLADE
COMMANDER™



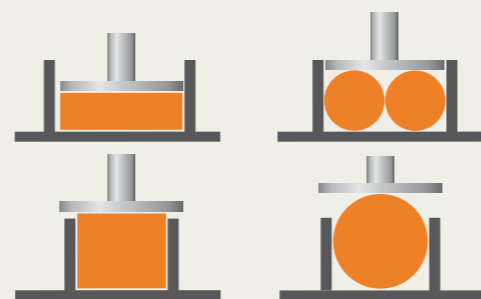
COMMANDER™
WHEN HIGH PRODUCTION IS REQUIRED

- The suitable choice where high production is required
- Specially designed for optimal chip flow and increased cutting rate
- High wear resistance
- Produced from HSS M42 edge suitable for solid and tough materials
- Available in Extra Heavy Set upon request

SPECIFICATIONS

	2/3	3/4	4/6	
27 x 0.9	●	●	●	1 x .035
34 x 1.1	●	●	●	1 1/4 x .042
41 x 1.3	●	●	●	1 1/2 x .050
54 x 1.6	●	●	●	2 x .063

APPLICATIONS



OUR SAW BLADES ARE PRODUCED AT OUR FACILITIES IN SWEDEN IN ACCORDANCE WITH ISO-9001 AND ISO-14001

BI-METAL BAND SAW BLADE
POWERMAX™





POWERMAX™
WITH A UNIQUE TOOTH DESIGN

- A completely different type of blade with a unique tooth design and setting pattern
- Results in high performance for interrupted cuts in structural steels like tubes, profiles and beams
- Shock resistant, reduces vibrations, noise level and tooth breakage
- Specially suitable for bundle cutting in one or multiple layers

SPECIFICATIONS

	2/3	3/4	4/6	5/7	8/11	
27 x 0.9		●	●	●	●	1 x .035
34 x 1.1	●	●	●	●		1 1/4 x .042
41 x 1.3	●	●				1 1/2 x .050
54 x 1.6	●	●				2 x .063

APPLICATIONS



BI-METAL BAND SAW BLADE
OPTIMIZER™



OPTIMIZER™
FOR TOUGH AND DEMANDING PRODUCTION

- Specially designed tooth for improved chip flow
- For tough and demanding production cutting
- Fast cutting of wide cross sections of ferrous and non-ferrous metals
- High heat and wear resistance
- Increased blade life when sawing in material that can work harden if not consistently penetrated

SPECIFICATIONS

	1.25	0.8/1.3	1.3/2	
34 x 1.1	●			1 1/4 x .042
41 x 1.3	●		●	1 1/2 x .050
54 x 1.6	●	●	●	2 x .063
67 x 1.6	●	●	●	2 5/8 x .063

APPLICATIONS



BI-METAL BAND SAW BLADE
OPTIMIZER X™



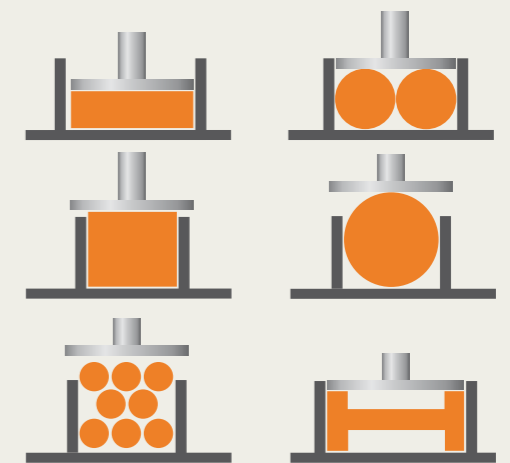
OPTIMIZER X™
A HIGHER TOUGHNESS

- Powder metal HSS tooth
- Higher wear and heat resistance
- Longer and more reliable tool life
- Higher shock resistance
- Suitable for difficult to cut materials
- Higher cutting rate

SPECIFICATIONS

	0.8/1.3	1.3/2	2/3	
41 x 1.3		●	●	1 1/2 x .050
54 x 1.6	●	●	●	2 x .063
67 x 1.6	●	●		2 5/8 x .063

APPLICATIONS



CARBIDE TIPPED BAND SAW BLADE

RAPID



RAPID CT10

- Carbide tipped band saw blade for cutting tool steels, high speed steels and stainless steels
- The unique tooth geometry results in better chip separation, low noise and high cutting rates
- For faster cutting and excellent finish

SPECIFICATIONS

	0.85/1.5	1.1/1.6	1.5/2	2/3	3/4
27 x 0.9					●
34 x 1.1				●	●
41 x 1.3			●	●	●
54 x 1.3	●		●		
54 x 1.6	●	●	●	●	
67 x 1.6	●	●	●		
80 x 1.6	●	●			

RAPID CT30

- Carbide tipped band saw blade developed for cutting non-ferrous materials and especially aluminum
- The fatigue resistant alloyed steel backing withstands the severe mechanical stress due to the high cutting speeds and feeds
- For high productivity and long blade life

SPECIFICATIONS

	2	3	0.85/1.5	1.1/1.6	1.5/2	2/3
19 x 0.9		●				
20 x 0.9		●				
27 x 0.9		●				●
34 x 1.1	●	●			●	
41 x 1.3					●	●
54 x 1.3			●		●	
54 x 1.6			●	●	●	

RAPID CT40

- Carbide tipped band saw blade with special design developed for cutting hardened and tempered or induction hardened materials
- For cutting materials with hardness between 50-60 HRc

SPECIFICATIONS

	0.85/1.5	1.1/1.6	1.5/2	2/3	3/4
27 x 0.9					●
34 x 1.1				●	●
41 x 1.3				●	●
54 x 1.6				●	



BI-METAL BAND SAW BLADE
M42 LOG™



M42 LOG™
A LONGER
RUN TIME

- For portable sawmills
- The suitable choice were high production is required
- Specially designed for optimal chip flow and increased cutting rate
- High wear resistance
- HSS edge for longer run time between regrinding

SPECIFICATIONS Pitch mm

27 x 0.9		25
34 x 1.1	22*	
41 x 1.3	22	
54 x 1.6		25

* Also available in M2



CARBON STEEL BAND SAW BLADE
SILCO®



SILCO LOG®

- For portable sawmills

SILCO®

- Suitable for cutting wood, aluminum, brass, bronze, cast iron, copper, lead, zinc, graphite, fibreglass, plastic, cork and other non-ferrous metals
- Manufactured from high silicon steel
- High quality, flexibility and performance make the blade ideal for friction cutting
- Hardened tooth tip/flexible back

SPECS. SILCO LOG®

	19 mm 3/4"	22 mm 7/8"	25 mm 1"	
25 x 1.07	●			1 x .042
31 x 1.07	●	●		1 1/4 x .042
31 x 1.14	●	●		1 1/4 x .045
38 x 1.07		●	●	1 1/2 x .042
45 x 1.32			●	1 3/4 x .052
51 x 1.07			●	2 x .042
51 x 1.32			●	2 x .052

SILCO HOBBY

- Extra flexible blade
- Specially designed for small bandsaw machines with small diameter wheels

SPECS. SILCO®

	2	3	4	6	8	10	14	18	
4 x 0.63						●			3/16 x .025
6 x 0.63			●	●	●	●	●	●	1/4 x .025
10 x 0.63		●	●	●	●	●	●	●	3/8 x .025
12 x 0.63		●	●	●	●	●	●	●	1/2 x .025
16 x 0.63			●						5/8 x .025
16 x 0.81		●	●			●			5/8 x .032
19 x 0.63		●							3/4 x .025
19 x 0.81		●	●	●		●	●		3/4 x .032
25 x 0.90	●	●	●	●		●			1 x .035
31 x 1.07		●							1 1/4 x .042

SPECS. HOBBY

	4	6	14	
6 x 0.36	●	●	●	1/4 x .014
10 x 0.36	●	●		3/8 x .014
16 x 0.36	●	●		5/8 x .014

FOOD BAND SAW BLADE

PRIMECUT®/ SEACUT®/ BAND KNIVES



PRIMECUT®

- For cutting all types of fresh or frozen meat, incl bones
- Manufactured from best strip steel available
- Special sharp tooth that easily cuts through alla types of meat and bones
- Minimum of material waste
- Longer blade life

SEACUT®

- For cutting frozen fish
- Manufactured from best strip steel available
- Special sharp tooth that easily cuts through alla types frozen fish
- Minimum of material waste
- Longer blade life

BAND KNIVES

- For cutting soft and fibrous type of material. It produces a smooth finish without tearing or producing ragged edges
- For cutting cellulose sponge, bread, cake, rubber, seals, gaskets, leather, soft aluminum, corrugated stock, buffing wheels, etc
- For cutting same material as wavy edge. Faster cutting performance, but somewhat rougher finish

Straight edge



Wavy edge



Scallop edge



SPECIFICATIONS

	3	4	10 Neg	
12 x 0.50	●	●		1/2 x .020
12 x 0.60	●	●	●	1/2 x .024
16 x 0.50	●	●		5/8 x .020
16 x 0.56	●	●		5/8 x .022
16 x 0.60	●	●		5/8 x .024
18 x 0.60			●	3/4 x .024
19 x 0.50	●	●		3/4 x .020
19 x 0.56	●	●		3/4 x .022
19 x 0.60	●	●		3/4 x .024

Other dimensions available upon request


SPECIFICATIONS

	3	
16 x 0.36	●	5/8 x .014
16 x 0.40	●	5/8 x .016

Other dimensions available upon request

SPECIFICATIONS

Width x thickn mm	Width x thickn inch
10 x 0.45 - 0.50	3/8 x .018
15 x 0.45 - 0.50	5/8 x .018
20 x 0.45 - 0.50	3/4 x .018
25 x 0.45 - 0.50	1 x .018



CIRCULAR SAW BLADE

CIRCULAR SAW BLADE



CERMET & CARBIDE TIPPED CIRCULAR SAW BLADE

- High quality Cermet and coated Carbide tipped circular saw blades for all types of steel cutting
- Saw blades for one-time use, so called through-away blades
- Wide product range containing all common dimensions on the market in diameters 250 - 460 mm
- Available with Cermet or coated Carbide tipped teeth
- A large variety of pitches
- We support you in selecting the right product for your application

CIRCULAR SAW BLADE

HSS CIRCULAR SAW BLADE

We produce blades as well as regrind all kinds of HSS blades in our new grinders. We stock sizes from 63 to 620 mm, any tooth shape such as BW, C or variable pitch. The blades are available with six different

coatings, the standard TiN to TiAlN coating. Cutting angles can be adjusted for cutting specified materials. Ask us for advice and suggestion on choice of blades.

POWER HACK SAW BLADES

We provide power hack saw blades in most common dimensions and pitches.

DATA HSS CIRCULAR SAW BLADE

HSS-DMo5 (M2 - W.Nr. 1.3343) / HSS / E-Co 5 % (M35 - W.Nr. 1.3243)														Number and shape of teeth						
Diameter	Bore	Thick-ness	Hub	T 1.5 A	T 2.5 A	T 3 Bw	T 4 Bw	T 4.5 Bw	T 5 Bw	T 5.5 Bw	T 6 C	T 7 C	T 8 C	T 9 C	T 10 C	T 12 C	T 14 C	T 16 C	T 18 C	
160	32	1.2	75																	
	32	1.5	75	340	200	160	128	110	100	90	80	70	64	56						
	32	2.0	75																	
	32	1.2	75																	
175	32	1.5	75	360	220	180	140	120	110	100	90	80	70	60						
	32	2.0	75																	
	32	1.0	100																	
	32	1.2	100																	
200	32	1.5/1.6	90	420	250	200	160	140	130	120	100	90	80	70	60					
	32	1.8	90																	
	25.4/32	2.0	90																	
	32	2.5	90																	
210	32	2.0	90	440	260	210	160	144	130	120	110	94	80	74	66					
	32	1.2	100																	
	32	1.5/1.6	90																	
225	32/40	1.8	90	470	280	220	180	160	140	128	120	100	90	80	70	60				
	32/40	1.9/2.0	90																	
	32	2.5	90																	
	32	1.0	100																	
	32	1.2	100																	
	32	1.5/1.6	100																	
250	25.4/32/40	2.0	100	520	320	250	200	180	160	140	128	110	100	890	80	66				
	25.4/32/40	2.5	100																	
	32	3.0	100																	
	32	1.2	100																	
	32	1.6	100																	
275	32/40	2.0	100		340	280	220	200	180	160	140	120	110	96	90	70	60			
	25.4/32/40	2.5	100																	
	32/40	3.0	100																	
	32/40	1.6	100																	
	32/40	2.0	100																	
300	32/38/40	2.5	100		380	300	220	210	180	170	160	140	120	104	90	80	68			
	32/40	3.0	100																	
	32/40	1.6	120																	
	32/40	2.0	100																	
	32/40	2.5	100		400	300	240	220	200	180	160	140	120	110	100	80	70	60		
	32/40	3.0	100																	
	32/40	3.5	100																	
325	32/40	2.0	120		410	320	250	220	200	190	170	150	128	110	100	80	72	64		
	32/40	2.5	120																	
	40	3.0	120																	
	32/40/50	1.8	120																	
	32/40/50	2.0	120																	
350	32/40/50	2.5	120		440	350	280	240	220	200	180	160	140	120	110	90	80	70	60	
	32/40/50	3.0	120																	
	32/40/50	3.5	120																	
	40/50	2.5	120																	
370	32/40/50	3.0	120			380	280	260	220	210	190	160	140	120	110	96	80	70	64	
	40	3.5	120																	
	40/50	2.5	120																	
	40/50	3.0	120																	
	40/50	3.5	120																	
	50	4.0	120																	
400	40/50	2.5	120																	
	40/50	3.0	120				310	280	250	230	200	180	160	140	120	100	90	80	70	
	40/50	3.5	120																	
	50	4.0	120																	
425	40/50	2.5	120																	
	40/50	3.0	120				320	300	260	240	220	190	160	150	130	110	96	84	70	
	50	3.5	120																	
	50	4.0	120																	
	40/50	2.5	130																	
450	40/50	3.0	130					350	320	280	260	230	200	180	160	140	120	100	90	80
	40/50	3.5	130																	
	40/50	4.0	130																	
	40/50	3.0	130																	
	40/50	3.5	130																	
500	40/50	4.0	130					380	350	310	280	260	220	200	170	160	130	110	100	90
	40/50	5.0	130																	
	50	3.5	140																	
	50	4.0	140																	
525	50/90/140	4.0	140/200/225																	
	50/90/140	5.0	140/200/225																	
550	50	4.0	180																	
	50	5.0	180																	
570	50/90/140	4.0	200/225					450	400	360	320	300	260	220	200	180	150	120	110	100
	50/90/140	5.0	200/225																	
600	140	4.0	225																	
	140	5.0	225																	
620	140	4.0	225																	
	140	5.0	225																	



Remember!

**YOU CAN ALWAYS
TRUST A SWEDE!**

.....



Håkansson Sågblad AB, Box 125, SE-662 23 Åmål, Sweden. Phone: +46 (0)532 61640.
order@hakansaw.com www.hakansaw.com